



District Report Card: 2017


State: Kerala	District: Thrissur
Class: 5	Subject: Language
Schools: 45	Students: 941


Participation/Coverage


Students

GENDER 	Boys		Girls	
	Number	%	Number	%
	456	48.46	485	51.54

AREA 	Rural		Urban	
	Number	%	Number	%
	770	81.83	171	18.17

CATEGORY 	SC		ST		OBC		GEN	
	Number	%	Number	%	Number	%	Number	%
	166	17.64	8	0.85	542	57.60	225	23.91

CWSN 	LD	VI	HI	S&LD	ID	Oth
	1	4	4	0	5	3

Management 	Government		Government-aided	
	Number	%	Number	%
	115	12.22	826	87.78

Average Performance of Students in Language (%)

Overall	Gender		Area		Management		Social Group			
	Male	Female	Rural	Urban	Govt.	Aided	SC	ST	OBC	GEN
70.41	68.14	72.55	71.08	67.41	66.20	71.00	69.68	68.33	71.76	67.79

Performance on Learning Outcomes (LOs)

Learning Outcomes	Description	Average Performance(%)
L504	Reads and comprehends independently storybooks, news items/ headlines, advertisements etc.	68.18
L508	Reads text with comprehension, locates details and sequence of events	71.53

Range of Performance of Students who Answered Correctly							
Below 30%		30% - 50%		50% - 75%		Above 75%	
Number	%	Number	%	Number	%	Number	%
37	3.93	131	13.92	364	38.68	409	43.46

Lowest Performing Learning Outcomes (LOs)

- 1 - Reads and comprehends independently storybooks, news items/ headlines, advertisements etc. (68.18)
- 2 - Reads text with comprehension, locates details and sequence of events (71.53)